

DT SERIES FLOODED BATTERY

DT-L16 (6V420Ah)



CHARACTERISTICS

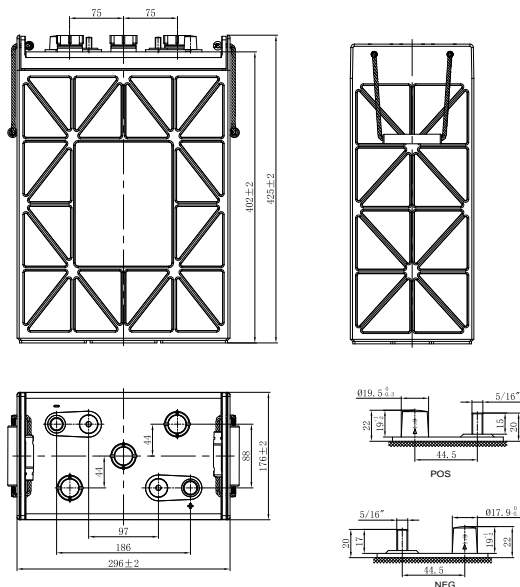
Item	Specifications
Voltage	6V
Dimension	Length 296mm (11.7inches)
	Width 176mm (6.93inches)
	Container Height 402mm (15.8inches)
	Total Height 425mm (16.7inches)
Approx Weight	52kg (114.6lbs)
Terminal	DT(5/16")
Container Material	PP
Rated Capacity	20HR 420Ah
	5HR 344Ah
Reserve Capacity	25A 850min
	75A 220min

GENERAL FEATURES

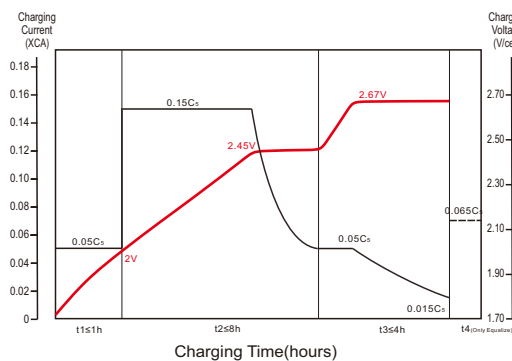
- Long cycle service life, strong recovery ability of deep discharge
- Low risk of thermal runaway, easy maintenance
- High energy, low internal resistance, low self-discharge
- Reliable sealing structure ensures no leakage during use
- Special design and structure increase battery performance
- The special alloy improves the corrosion resistance of the plate increases the service life and good deep discharge performance

APPLICATIONS

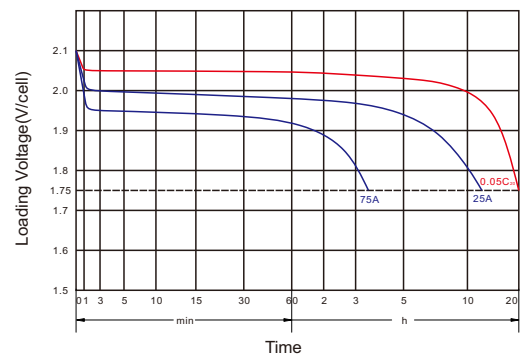
- Electric vehicle
- Cleaning equipment
- Golf cart
- AWP
- Sightseeing bus
- Marine&RV



Charging Characteristics



Discharge Characteristics



Designed in compliance with applicable BCI standard.
Tested in compliance to BCI standard.

Leoch International Technology Ltd.

www.leoch.com

Leoch Batteries Pte Ltd

www.leoch.sg

Leoch Battery Corporation

www.leoch.us

Leoch Europe S.A.

www.leoch.eu